

ARE YOU 2 WEEKS READY?

Visit: ready.hawaii.gov

EMERGENCY PREPAREDNESS STARTS WITH YOU



ACTIONS TO TAKE DURING A QUAKE



DROP



COVER



HOLD ON

If there is no table around, get lower than the other furniture.

THINK – BENEATH • BESIDE • BETWEEN

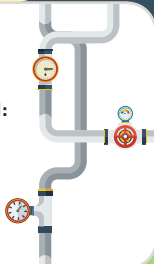
AFTER THE SHAKING

- Check for injuries & apply basic first aid.
- Check your building for structural damage.
- Leave building if unsafe.
- Help your neighbors.

Shut off the water at the main valve.

Shut off gas **ONLY** if you:

- Smell natural gas
- Hear hissing
- See the dial spinning rapidly



FOR MORE INFORMATION



Local television



Your local Emergency Management office



Emergency radio stations
NOAA weather radio channels



@Hawaii_EMA



facebook.com/HawaiiEMA



ready.hawaii.gov

Pet Supplies
Fire Extinguisher
Glasses/Eye Care
Cash
Identification
Important Documents
Comfort/Entertainment

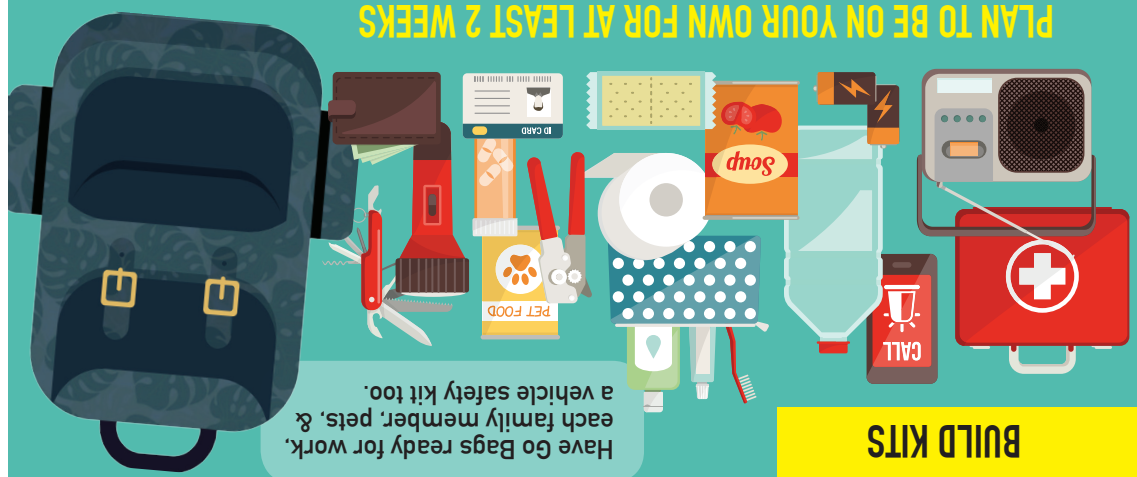
Flashlight
Can Opener
Tools
Warm Clothes
Sturdy Shoes
Personal Hygiene Items
Toilet Paper

Water (1 gal. per person/day)
Food (Non-perishable)
First Aid Kit
Medical Equipment
Medications
NOAA Alert Radio
Extra Batteries


PLAN TO BE ON YOUR OWN FOR AT LEAST 2 WEEKS

Have Go Bags ready for work, each family member, pets, & a vehicle safety kit too.

BUILD KITS



PLAN AHEAD!



Determine an accessible meeting place in case you have to leave your home or work, so you can reunite your family.



LEARN ABOUT DISASTER PLANS FOR:

Your medical and/or transportation provider

Your workplace

Your children's school

Other places where your family spends time



Check with your local emergency management office to:

- Sign up for emergency alerts and notifications.
- Identify your local emergency alert system (EAS) radio stations.
- Know your evacuation and alternate transportation routes.

WAYS TO HELP EACH OTHER

- Know how you'll help people & pets who normally rely on you.
- Form a neighborhood group. Please visit ready.hawaii.gov for a listing of preparedness groups.
- Help organizations in your neighborhood that may need support during a disaster.
- Attend free disaster skills workshops offered by your local emergency management office and learn basic survival skills.

COMMUNICATION IS KEY —

- Write down important emergency contact information.
- Texts are more likely to go through than calls.
- Have an extra cell phone charger and batteries.
- An out-of-area contact can serve as a relay point for family communication.

